



YOUR DISNEY WORLD VACATION AWAITS.

ARE YOU READY?



WHAT IS THE DISNEY GENIE PLUS?

The Disney Genie Plus is the paid service which allows guests to skip the lines at participating Disney attractions through what is called the "Lightning Lane". The Disney Genie Plus service is available the morning of your park visit and guests can begin to make their first ride selection at 7:00 AM.

WHAT IS THE DISNEY LIGHTNING LANE?

The Disney Lightning Lane is the skip the line queue available to anyone who upgraded their Disney World ticket to include the Disney Genie Plus. The Lightning Lane is the opposite of the regular standby line and it will be shorter. Guests can choose an arrival window for one ride at a time and once their arrival window has opened each guests will enter the ride using the Lightning Lane for that attraction. It's important to note that the Disney Lightning Lanes are also different from any ride participating in the Disney virtual queue system.

IS LIGHTNING LANE THE SAME AS GENIE PLUS?

It's important to note that the Disney Lightning Lane and Genie Plus service are not one in the same. The Lightning Lane is the skip the line queue which replaced the old FastPass queue, while the Disney Genie Plus is the actual paid service which will allow you to choose a return time to enter the Lightning Lane.

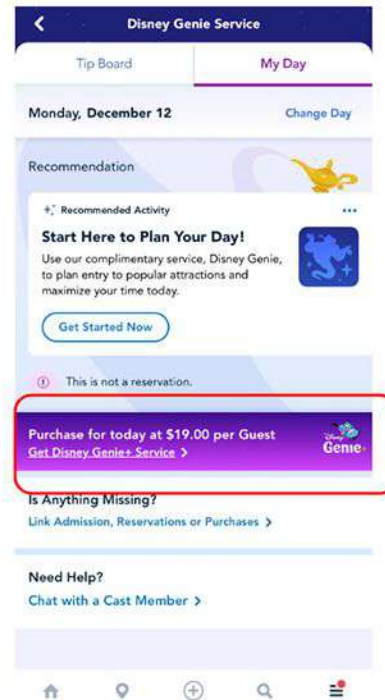
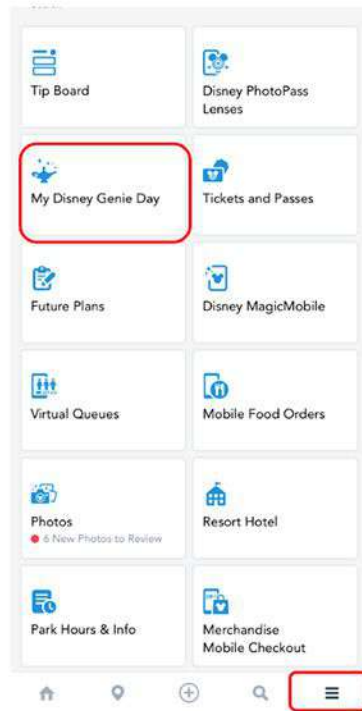
WHAT IS THE COST OF GENIE+ AT DISNEY WORLD?

The Disney Genie+ service starts at \$15, but can increase depending on how busy the day of your visit is. This is called surge pricing, and is what they currently use for Lightning Lane selections, where on busier days, it'll cost you more to buy a ride. It looks like the current Disney Genie Plus cost is between \$15 – \$25 depending on when you visit. Busier times, like the weekends and holidays are going to have the higher Genie+ cost 2023, where slower days will be on the lower end.

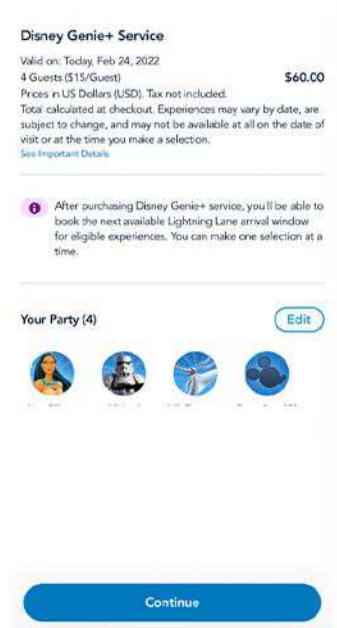
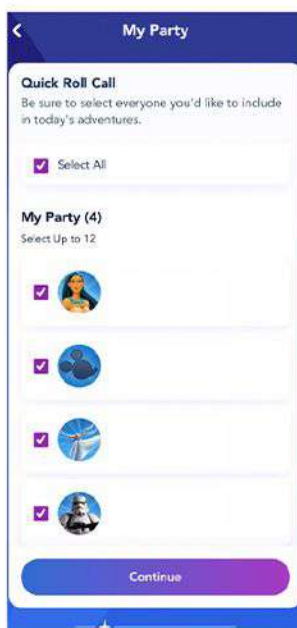
HOW MANY RIDES HAVE LIGHTNING LANE AT DISNEY WORLD?

Guests will be happy to know that there are currently over forty rides which have the Lightning Lane at Disney World. However as you'll see below there are some restrictions regarding exactly how many rides you can access through the Lightning Lane at a time. Disney has also adjusted it's marketing to include that guests who upgrade to the Disney Genie+ can expect to access 2-3 Lightning Lanes on an average day. We do find it important to note that we have absolutely been able to arial.

How to Purchase Disney Genie+



In the next few screens you'll select your park and the date, and indicate the members of your party you would like to purchase Genie+ for. Follow the rest of the screens based on your party info and credit card information to pay. After the confirmation screen shown on the right below, Select continue to go back to either My Day or the Tip Board, depending on where you began your purchase.



More about Lightning Lane Selections

HOW MANY LIGHTNING LANE PASSES PER DAY ARE YOU ALLOWED TO MAKE?

For guests using the Lightning Lane with their Genie+ they can make and hold up to one Lightning Lane reservation at a time, unless their reservation time is longer than 120 minutes away in which case they can make and hold two Lightning Lane reservations after that 120 minute mark. For this scenario, guests can make as many Lightning Lane reservations they can fit into one day as they can continue to make new Disney Genie+ Lightning Lane reservations as they go on each ride. This is of course based on ride availability as only a certain amount of Lightning Lanes are released for each ride each day and Disney has even confirmed that the Genie+ is expected to help guests get onto 2-3 attractions.

Guests who are looking to take advantage of the Disney World individual Lightning Lane premium selections can make up to two selections per day. It's important to note that guests can also stack one Disney Genie+ Lightning Lane with a Premium Lightning Lane selection at the same time.

CAN YOU MODIFY GENIE+ RESERVATIONS?

Guests are now able to modify Lightning Lane selections made with Disney Genie+ service, without having to cancel and rebook their selection. Guests can now quickly search for and select other available attractions or arrival windows, helping them maximize their time in the theme parks.

Guests may select the three dots icon on their Lightning Lane selection from the Tip Board or My Day tab of Disney Genie service, and then select "Modify Plan" from the menu that appears.

After selecting "Modify Plan," Lightning Lane experiences available at the park where the selection was originally made will appear. Guests may adjust their arrival window to a different time that is currently available, or may select a new experience to replace their Lightning Lane selection.

By selecting one of these options, the guest will be able to confirm the change. For guests who want to make a change for specific members of their party, they can adjust the party members prior to confirming the change.

HOW DOES LIGHTNING LANE WORK AT DISNEY WORLD?

- Upgrade to Disney Genie+ or select a premium Lightning Lane attraction
- Select your ride and receive your Lightning Lane return time
- Show up during your hour return time and scan in
- Enjoy your ride with little to no wait!

Side Note: Individual Lightning Lane



HOW DOES IT WORK? IS IT THE SAME AS GENIE+?

- The Individual Lightning Lane is Genie+'s brother! They are both part of the paid version of the Genie service, which allow you to skip lines and select a particular time window to return.
- The main difference between both is that the Individual Lightning Lane is available for the most popular ride(s) at each park –at this time it is only available for 1 ride – and it's purchased by ride; meaning that instead of paying a fixed amount for a bunch of rides, you'll pay a certain amount just for that particular ride.

HOW MUCH IS IT?

- Here's when the tricky part comes, Individual Lightning Lane rides do not have a fixed price, it'll depend on the date and ride. You can consider around \$7-\$15 per person, per ride.

WHEN DO I PURCHASE IT?

- Individual Lightning Lane can only be purchased the same day(s) of your visit(s), beginning 7AM for Resort Guests (i.e. you are staying on a Disney Hotel), and as soon as the park opens for off-site guests.
- These do sell out, so if you want to ensure you get a good chance here, we recommend purchasing as early as possible.

WHICH RIDES ARE INCLUDED?

- The list may vary, but here are some of the ones that as for now, are available for purchase:
 - › Star Wars Rise of The Resistance - Hollywood Studios
 - › Guardians of the Galaxy: Cosmic Rewind - Epcot
 - › Seven Dwarfs Mine Train - Magic Kingdom
 - › Avatar Flight of Passage - Animal Kingdom

IS IT A MUST?

- It's hard to give a definite response, we do think if you take advantage of benefits like Early Entry (available for resort guests) or Evening Hours (just for Deluxe Resort Guests) and hit these rides during these hours – if they are available– you can save some money, however is completely up to you!

Prices to Each Ride

Magic Kingdom Individual Lightning Lane rides

- Seven Dwarfs Mine Train – \$10-\$12

EPCOT Disney Individual Lightning Lane rides

- Guardians of the Galaxy: Cosmic Rewind – \$14 – \$17

Disney's Hollywood Studios Individual Lightning Lane rides

- Star Wars: Rise of the Resistance – \$15 – \$20

Disney's Animal Kingdom Individual Lightning Lane rides

- Avatar Flight of Passage – \$11 – \$14

Disney Genie+ Tips

2 POSSIBLE STRATEGIES

Selecting the best strategy to use the Genie+ can be tricky, so we suggest two possible ways to use this new tool:

1. Filling the gaps: This strategy allows you to always book the most popular attraction regardless of the next return time window. You'll see some of the popular rides (we'll cover them shortly) will have longer windows to book a return time. For example, let's say it's 3PM and your ride of choice has the next available return time of 7:00 PM. This will leave you with a four-hour gap to fill. In this situation we suggest to fill this time in with some shows, or rides which have a lower wait time. Although this strategy will give you less selections throughout the day, we still find you'll be able to ride at least 5 of the most popular attractions. It's important to note that this can be a good strategy at EPCOT, Hollywood Studios, and Animal Kingdom however it's not always the best for Magic Kingdom due to the amount of rides at that park.

2. Get the most done: With this strategy you will always select the next available Disney Genie+ booking return window. You will find that some families prefer the quantity over quality strategy as you can still work in 2-3 of the most popular rides, however maybe not all of them. Our suggestion for this strategy is to book one of the most popular rides as early as possible and then switch to the next available after that.

GENIE SERVICE: FREE PLANNING TOOL

On the **My Disney Experience App**, the **Genie** is a tool that will be super helpful for planning on the go and filling any gaps on your day! Simply add your preferences, must-do rides and interests, and the Genie will give you the best strategy to follow on that day, considering your current reservations and predicted wait times! Please note that even though the Genie will work only on the day of your visit, you can set up your preferences for each park in advance through the app (we recommend going for it to save time). For more information, [click here](#).



Disney Genie+ Tips

TIPS

- Remember to start making your Genie+ reservations at **7AM each day**.
- Take Advantage of the Early Entry if staying at a Disney resort (30 minutes before official park opening, each day to any park of your choice) and do the rides that we will label as "Rides/Attractions to do first thing in the morning," these are not included with the Genie+.
- After you book your first Genie+ selection, you can book a second one when:
 - › **Right after you redeem/go through the access point** for your return time, you can select the next one (it may take a few minutes to show availability) but you don't have to wait until you get off the ride to select the next one.
 - › **Your first return time window has ended** (you missed it)
 - › **120 minutes have passed since you booked your last one** (or 120 minutes after park opening if you made your first selection before the park opens).
- Get familiar with the Tip Board - before your trip, you can open the My Disney Experience App, select the 3 lines on the bottom right, click "Tip Board" and look through the wait times and Genie+ booking times for each park. This will show you what the most popular rides are and help you determine which rides you will want to prioritize
- Popular attractions in each park will sell out quickly. Slinky Dog Dash in Hollywood Studios sometimes sells out in seconds for Genie+ Lightning Lane.



Is Disney Genie+ Worth it?

As a general rule of thumb we do find the Disney World Lightning Lane to be worth it if you can find a way to save 60 minutes per attraction at a cost of under \$11.00 per attraction. Based on the average wait times above this would also apply for popular attractions with wait times well over 60 minutes that also do cost more than \$11.00 such as Avatar Flight of Passage and Star Wars Rise of the Resistance. With the main reason here being that guests are still able to save a significant amount of time when compared to the \$11.00 per person per hour that they are spending to be inside of the Disney World parks.

- **Peter Pans Flight:** 70 Minutes on Average / \$7.33 Average Genie Plus Cost Per Ride = worth it
- **Seven Dwarfs Mine Train:** 76 Minutes on Average / \$11.00 Average Individual Lightning Lane Cost = worth it
- **Space Mountain:** 46 Minutes on Average / \$7.33 Average Genie Plus Cost Per Ride = not worth it
- **Frozen Ever After:** 84 Minutes on Average / \$7.33 Average Genie Plus Cost Per Ride = worth it
- **Test Track:** 69 Minutes on Average / \$7.33 Average Genie Plus Cost Per Ride = worth it
- **Guardians of the Galaxy Cosmic Rewind:** TBD as the ride moves away from virtual queue
- **Avatar Flight of Passage:** 103 Minutes on Average / \$14.00 Average Individual Lightning Lane Cost = worth it
- **Kilimanjaro Safaris:** 57 Minutes on Average / \$7.33 Average Genie Plus Cost Per Ride = worth it
- **Star Wars Rise of the Resistance:** 98 Minutes on Average \$16.00 Average Individual Lightning Lane Cost = worth it
- **Slinky Dog Dash:** 74 Minutes on Average \$7.33 Average Genie Plus Cost Per Ride = worth it
- **Mickey and Minnie's Runaway Railway:** 53 Minutes on Average \$7.33 Average Genie Plus Cost Per Ride = worth it

Now of course the important thing to keep in mind with the Disney Genie+ is the more rides and attractions you can accomplish within a day the lower your average wait time savings per ride can be. The main reason is that the Disney Genie+ is only costing you the flat fee of \$15-\$22 per person. So if you can get more than three rides out of it this will change your entire pay back period in a positive way.

DISNEY GENIE+ PRIORITY RIDES FOR HOLLYWOOD STUDIOS

1

THESE ATTRACTIONS
"SELL OUT" BY EARLY
AFTERNOON

SLINKY DOG DASH
MILLENNIUM FALCON: SMUGGLERS RUN

2

THESE ATTRACTIONS
"SELL OUT" BY LATE
AFTERNOON

MICKEY AND MINNIE'S RUNAWAY RAILWAY
ROCK 'N' ROLLER COASTER
TOY STORY MANIA!
THE TWILIGHT ZONE OF TERROR
ALIEN SWIRLING SAUCERS

3

THESE
ATTRACTIONS
RARELY
"SELL OUT"

BEAUTY AND THE BEAST LIVE
DISNEY JUNIOR PLAY AND DANCE!
FROZEN SING-ALONE
INDIANA JONES STUNT SHOW
MUPPET*VISION 3D
MEET OLAF AT CELEBRITY SPOTLIGHT
STAR TOURS

TIP

Star Wars: Rise of the Resistance is available for Individual Lightning Lane purchase at an additional cost. We recommend rope dropping this ride if you want to avoid additional costs.

DISNEY GENIE+ PRIORITY RIDES FOR MAGIC KINGDOM

1

JUNGLE CRUISE
PETER PAN'S FLIGHT
SPACE MOUNTAIN
SPLASH MOUNTAIN
BIG THUNDER MOUNTAIN
HAUNTED MANSION

THESE ATTRACTIONS
"SELL OUT" BY EARLY
AFTERNOON

2

PIRATES OF THE CARIBBEAN
MANY ADVENTURES OF WINNIE THE POOH
SEE MICKEY AT TOWN SQUARE THEATER
DUMBO THE FLYING ELEPHANT
BUZZ LIGHTYEAR SPACE RANGER SPIN
"IT'S A SMALL WORLD"
DISNEY FESTIVAL OF FANTASY PARADE

THESE ATTRACTIONS
"SELL OUT" BY LATE
AFTERNOON

3

MAD TEA PARTY
MICKEY'S PHILHARMAGIC
MONSTERS INC. LAUGH FLOOR
TOMORROWLAND SPEEDWAY
UNDER THE SEA - JOURNEY OF THE LITTLE MERMAID
BARNSTORMER
THE MAGIC CARPETS OF ALADDIN

THESE
ATTRACTIONS
RARELY
"SELL OUT"

TIP

Seven Dwarfs Mine Train is available for Individual Lightning Lane purchase at an additional cost. We recommend rope dropping this ride if you want to avoid additional costs

DISNEY GENIE+ PRIORITY RIDES FOR EPCOT

1

TEST TRACK
REMY'S RATATOUILLE ADVENTURE
FROZEN EVER AFTER

THESE ATTRACTIONS
"SELL OUT" BY EARLY
AFTERNOON

2

SOARIN'

THESE ATTRACTIONS
"SELL OUT" BY LATE
AFTERNOON

3

JOURNEY INTO IMAGINATION
MISSION: SPACE
LIVING WITH THE LAND
THE SEAS WITH NEMO AND FRIENDS
SPACESHIP EARTH
TURTLE TALK WITH CRUSH
DISNEY & PIXAR SHORT FILM FESTIVAL

THESE
ATTRACTIONS
RARELY
"SELL OUT"

TIP

Guardians of the Galaxy Cosmic Rewind is available for Individual Lightning Lane purchase at an additional cost. We recommend rope dropping this ride if you want to avoid additional costs.

DISNEY GENIE+ PRIORITY RIDES FOR ANIMAL KINGDOM

1

NA'VI RIVER JOURNEY
KILIMANJARO SAFARI

THESE ATTRACTIONS
"SELL OUT" BY EARLY
AFTERNOON

2

EXPEDITION EVEREST
DINOSAUR

THESE ATTRACTIONS
"SELL OUT" BY LATE
AFTERNOON

3

FESTIVAL OF THE LION KING
KALI RIVER RAPIDS
THE BIG BLUE AND BEYOND
FEATHERED FRIENDS IN FLIGHT
THE ANIMATION EXPERIENCE
IT'S TOUGH TO BE A BUG

THESE
ATTRACTIONS
RARELY
"SELL OUT"

TIP

Flight of Passage available for Individual
Lightning Lane purchase at an additional cost.
We recommend rope dropping this ride if you
want to avoid additional costs

Disney World Glossary: My Disney Experience App

Features to help you plan and play.

Explore the Resort

- Get attraction wait times as well as showtimes for fireworks and parades.
- Find Character Greeting locations and times.
- Browse restaurant menus, make dining reservations and place mobile orders at select quick-service restaurants.
- Use the interactive, GPS-enabled map to uncover fun things to do and see at Magic Kingdom park, Epcot, Disney's Hollywood Studios and Disney's Animal Kingdom theme park.
- Navigate the parks with turn-by-turn ease using the new Get Directions function.

Plan Your Vacation

- Keep reservations and activities organized in My Plans.
- Share your itinerary with others through Family & Friends.
- Manage your Disney Resort reservations, tickets, MagicBands and cards.
- Begin the Disney Resort check-in process online, get real-time updates, see your room number, unlock your door and more through the Direct-to-Room service.

Enhance Your Experience

- Turn wait time into play time with Play Disney Parks—a fun new app that gives family and friends the chance to interact with the theme parks like never before.
- Preview your Disney PhotoPass photos on your mobile device throughout your vacation.
- Download, edit and share your PhotoPass media by purchasing Memory Maker, which includes unlimited photos taken by our photographers at select locations.
- Shop for authentic Disney Parks merchandise, locate specific items in the parks and ship purchases right to your home—all via the app. (Shipping available to U.S. addresses only.)
- Sign in using your fingerprint instead of entering a password with Touch ID (available on iOS only).



Disney World Planning Resources

With so much to do and see, we recommend you make yourself comfortable, and get ready for a lot of research! But don't worry, you are not alone. From articles to ultimate guides, check out this selection of resources we have put together to make your planning as easy as possible!

- [Start your Attraction research!](#)
- [Best shoes for Disney](#)
- [Best Disney park by age group](#)
- [Disney World for adults](#)
- [Epcot Flower and Garden Festival - The Complete Guide](#)
- [Disney Skyliner Gondolas: All you need to know](#)
- [Best Disney World Restaurants](#)
- [Best ways to avoid long lines](#)

